سم

11

Donati		Donati S.r.l.
		2025 1 1 2025 12 31
		2024 1 1 2024 12 31

300464

□

334,

			-7,720.29	
	-26,382,368.01	-80,046,153.08	-42,678,044.69	

“ ” ERP

MRP

2025 SMOM

4

2

1

" + "

2

ERP

2

212,168,916.7m"



2025

1

2025

2025—

2026

2025

RCEP 2025 " "

2

2025 2025 5.3%

23 1.5 1900

1600

2025

2025—2026 2025

2025 “ ”

2025

1

2025

15 178 31

" "

RCEP "

"

2

2025 2025

2.75 2020 69.7%

" "

3

" + " " + + "

AI

“2025 ”“2025

” 15

“ ”

“SH-ABC”

2022–2025 500 2023–2025 100 2022

2023 20 2024 20 2025

TOP

FEA

483 2025 39

QBT2189-2013 QBT2454-2013

TCNHA1031-2020 TFSS 43-2022 TFSS

44-2022 TFSS 94-2023 TFSS M001-2024 -

TSDHW0004-2019

“ + ”

FANUC CNC /

v

2 ESG

2025 ESG “ ESG ” ESG

ESG

ESG ESG

3

4

39

5

10.47%

6

SKU

	505,014,771.39	442,390,688.94	12.40%	4.50%	5.09%	-0.49%
	990,196,971.23	736,847,237.21	25.59%	-3.54%	-6.27%	2.17%
	203,812,729.67	113,040,409.43	44.54%	-26.25%	-38.33%	10.87%
	1,291,399,012.95	1,066,197,516.72	17.44%	4.70%	4.14%	0.44%

1

		186,595,789.93	15.82%	159,165,359.36	13.19%	17.23%
		14,767,951.90	1.25%	12,748,529.95	1.06%	15.84%
		201,809,918.05	17.11%	308,813,286.10	25.58%	-34.65%
		42,802,249.91	3.63%	59,674,600.00	4.94%	-28.27%

	0.00%

5

1	1	152,375,335.28	10.19%
2	2	140,176,805.07	9.38%
3	3	98,420,263.57	6.58%
4	4	61,076,741.81	4.08%
5	5	46,046,856.96	3.08%
	--	498,096,002.69	33.31%

□

	286,025,065.40
	37.47%
	0.00%

5

1	1	102,104,235.58	13.38%
2	2	50,705,170.77	6.64%
3	3	45,874,946.31	6.01%
4	4	44,202,524.18	5.79%
5	5	43,138,188.57	5.65%
	--	286,025,065.41	37.47%

	CBZ		CBZ	
	V6			
V8	8			

				EN 14074 ASTM F2057

	2025	2024	
	193	175	10.29%
	13.18%	11.52%	1.66%
	40	49	-18.37%
	4	3	33.33%
	149	123	21.14%
	62	48	29.17%
30~40	89	78	14.10%
40	42	49	-14.29%

	2025	2024	2023
	38,836,810.64	46,446,379.24	35,433,630.77
	2.60%	3.08%	2.18%
	17,426,967.49	19,610,464.95	12,579,053.82
	44.87%	42.22%	35.50%

	1,454,532,654.31	1,435,450,250.37	1.33%
	125,062,881.96	88,124,570.55	41.92%
	71,756,033.47	102,518,665.01	-30.01%
	199,715,908.33	127,934,162.04	56.11%
	-127,959,874.86	-25,415,497.03	-403.47%
	573,745,880.83	357,665,888.36	60.41%
	548,896,995.30	429,436,518.06	27.82%
	24,848,885.53	-71,770,629.70	134.62%
	26,618,857.70	-5,193,319.45	612.56%

□

□

1,668.26

7,567.67 - 2,884.21 2,034.22

2,448.06

□

	20,342,244.38	141.74%		
	1,250,376.87	8.71%		
	55,043,266.85	383.53%		

1

	2025		2025			
	283,427,867.21	19.75%	197,234,163.96	13.80%	5.95%	

□

	179,283,024.55	
	172,899,022.95	
	27,043,562.39	
	17,841,646.98	
	10,147,200.00	
	2,882,673.26	
	1 1 1	

1

□

58,871,240.16	67,016,783.00	-12.15%

□

□

1

□

□

1

□

□

□

10%

			315,000,000.00	1,077,678,460.27	447,570,083.69	681,021,969.03	29,003,544.75	23,882,332.50
SacaPrecision Technology S.r.l.			24,022,045.25	127,572,850.30	86,917,843.37	140,119,081.23	21,139,208.18	14,448,991.68
			80,000,000.00	379,395,610.97	80,593,864.95	259,629,817.40	-4,812,650.86	-2,806,988.03

Sunvalley (HK) Technology Limited			1	327,313,593.67	294,872,027.33	89,924,897.83	4,750,584.18	4,786,215.14
Euro-techDistribution			157,720.82	38,589,406.59	31,607,914.73	82,522,309.82	234,666.38	-59,029.27

□

ZBT International Trading GmbH		
NOURISH STAR(HK)LIMITED		

□

“ ”

“

”

1 “ ” “ ”

2 “ ”

3

4

1

50%

2025 19	“ http://rs net			“ ——2025 ” 2025		

2 ——

ESG

1

1 1

2

3

2 ——

4

4

5

□

□

□

□

1

		53			2022 09 21	2026 02 06	102,249,488				102,249,488	
		61			2026 02 06	2029 02 05						
					2011 09 30	2029 02 05						
					2023 05 16	2029 02 05						
		54			2020 01	2026 02	810,000				410,000	

					13	06						
					2011 09 30	2025 12 29						
					2026 02 06	2029 02 05						
					2023 05 16	2029 02 05						
		50					280,000				80,000	
					2021 04 22	2029 02 05						
		44			2020 01 13	2026 02 06						
		47			2020 01 13	2026 02 06						
		59			2023 05 16	2029 02 05						
		40			2026 02 06	2029 02 05						
		54			2026 02 06	2029 02 05						
		31			2025 12 29	2029 02 05						
		39			2018 02 07	2029 02 05	280,000				80,000	
	--	--	--	--	--	--	103,619,488.00				102,819,488.00	--

□

1 2025 12 29

2 2026 2 6 2026

□

			2026 02 06	
			2026 02 06	
			2025 12 29	
			2026 02 06	
			2026 02 06	
			2026 02 06	
			2026 02 06	
			2026 02 06	
			2026 02 06	
			2025 12 29	
			2026 02 06	

1

1965 11

1989 10 1994 4 1994 11

2011 9 2022 9

1972 12

1993 3 1995 10 1996 2

1976 10

20 2019 2

2017 2020 4

2022 7

1967

1995 2012 2012 2018

2018 2021 2021 2025

2026

1985 4 2011 2017

2017 2019 2019



2021 2022

2022 2024

0 1971 4

2017 2025 2022

2023 2025 ³ ³ dždž



			2017 03 24		
			2016 04 25		
			2018 01 03		
			2017 04 13		
			2018 09 10		
			2020 07 30		
			2020 09 25		
			2022 07 21		
			2024 11 14		
			2021 12 06		
			2026 01 06		
			2020 03 11		

□

233.35

□



1
2024

2
2024

6 2025 01
15

3
2024

4
2025

		6	2025 04 21	1 2024 2 2024 3 2024 4 5 2024 6 2024 7 2025 8 2025			
		6	2025 04 24	2025			

		6	2025 08 25	1 2025 2 3 2025 4 2025			
		6	2025 10 27	1 2025 2 2025 3 2025 4 2026			
		1	2025 04 21	1 2			

ضج ا آ

	2025 2025

□ □

10	0
10	0
10	0
	457,819,663.00
	0.00
	0.00
	0.00
	0.00
	0.00%
2025 4,862,905.15 -695,482,033.12 -29,449,669.18 - 29,449,669.18 2025 2026 4 24 2025 2025	

□

□

1

1 2025 4 21

2022

4,397,000

2,400,000

2 2025 5 15 2024 2022

□

1

2026 4 28 www.cninfo.com.cn 2025

□

□

1

	2026 04 28
	2025
	100.00%
	100.00%
	1 1 2

	2 3	3 4 5
	1 2% 3% 5% 2 0.5%　　2% 1%　　3% 3%　　5% 3 0.5% 1% 3%	1 2% 3% 5% 2 0.5%　　2% 1%　　3% 3%　　5% 3 0.5% 1% 3%
	0	
	0	
	0	
	0	

□

2025　12　31	
	2026　04　28

□

□

□

1

□

			1

				2015 06 01		

20

30%

□

□

□

□

“ ”

□

“ ”

□

□

□

“ ”

	155
	7
	2 5

□

□

2022

2023 9 20 -2025 12 31

□

□

□

( ) ( ) ( ) ( )

Sunvalley E-commerce HK Limited

2024 6829 3							2021- 039 2021- 081 2021- 094 2021- 108 2022- 080 2023- 009 2023- 157 2024- 087 2025- 134 2026-014
	49,589.62					2025 12 23	

Sunvalley E-commerce H K Limited		2022-049
		2022-101
	2024 6892	2024-061
		2024-083
		2025-134

4

j

2023-
159

2025
2025 06
19
2875.76
2,875.76
2024
03
30549
6

□

3

2024 12

34 2,595.71

1

□

□

□

□

□

			600	150	750	0.00%	0	0

□

□

□

1 2025 4 21

“ ”

ή

1

1

□

□

□

1				1401	851	2024.11.10-2028.9.30
2				1402	192	2024.11.10-2028.9.30
3				1403	156	2024.11.10-2028.9.30
4				502	160.81	2024.9.12-2026.9.11
5	SUNVALLEYJAPANCo.,Ltd			2 11	132.23	2023.5.1-2027.4.30
6				662 14 801-905 901905	2,799.98	2024.10.1-2029.3.31

10%

□

			412.37	2024 11 10	2028 09 30	-164.36				

□

2024			2025				
04	22	5,000	01	16	1,100		4
2024			2025				
04	22	5,000	02	11	1,000		4
2024			2024				
04	22	13,500	06	13	850		6
2024			2024				
04	22	13,500	06	19	850		6
2024			2024				
04	22	13,500	11	18	900		6
2025			2025				
04	21	13,500	06	26	470		6

h S 2 2 2 2 a€S 2 2 a€S 2 2 2 2 2 u!C

	2025 04 21	13,500	2025 07 08	640				6		
	2025 04 21	13,500	2025 07 17	405				6		
	2025 04 21	13,500	2025 07 18	640				6		
	2025 04 21	13,500	2025 09 19	1,125				6		
	2025 04 21	13,500	2025 12 01	910				6		
	2025 04 21	13,500	2025 12 15	230				6		
	2025 04 21	13,500	2025 03 13	1,600				4		
	2025 04 21	13,500	2025 04 18	1,500				4		
	2025 04 21	3,000	2025 07 10	1,000				4		
	2025 04 21	3,000	2025 07 11	600				4		
	2024 04 22	3,000	2025 01 17	802.56				4		
	2024	3,000	2025	800				4		

	04 22		01 22							
	2025 04 22	3,000	2025 04 25	691.6				4		
	2024 04 22	26,000	2025 01 17	5,522				4		
	2024 04 22	26,000	2025 01 23	1,644				4		
	2024 04 22	26,000	2025 03 06	1,234				4		
B1		100,000	B2							21,914.16
B3		100,000	B4							24,514.16
A1+B1+C1		100,000	A2+B2+C2							21,914.16
A3+B3+C3		100,000	A4+B4+C4							24,514.16
A4+B4+C4										173.96%
D										0
70% E										10,694.16
50% F										16,393.43
D+E+F										27,087.59

1

□

□

□

□

□

□

1

	139,751,2

	102,249,488			102,249,488		2026 9 19
	15,081,292		15,081,292			2025 2 19
	2,059,612		2,059,612			2025 2 19
SUNVALLEY E COMMERCE HK LIMITED	3,983,928		3,983,928			2025 2 19
	4,749,700		4,749,700			2025 2 19
	1,494,780		1,494,780			2025 2 19
	1,494,780		1,494,780			2025 2 19
	1,494,780		1,494,780			2025 2 19
	1,494,780		1,494,780			2025 2 19
	1,063,596		1,063,596			2025 2 19
	587,500		380,000	207,500		
	200,000		190,000	10,000		
	200,000		190,000	10,000		
22 8	3,372,000		3,372,000	0		
7	225,000		225,000	0		

2

	139,751,236	37,274,248	102,476,988	--

	4,425,900	4,425,900
SUNVALLEY E COMMERCE HK LIMITED	3,983,928	3,983,928
	3,690,148	3,690,148
	3,361,773	3,361,773
BARCLAYS BANK PLC	2,549,900	2,549,900

10

10 ” “ ” SUNVALLEY E COMMERCE

10 HK LIMITED

10			

□



□

□

		6,000	2027 12 31
		0	

□

□

□

□

ὗ " ῃ



	2026 04 24
	CAC [2026]0776

2025 12

31 2025

2025 12 31 2025

“

”

1 ——

¾



2

1

2

3

4

5

6

7

1Ø

4

5

6

7

2025

1

2

3

4

5 t

1

2025 12 31

	283,427,867.21	197,234,163.96
	11,158,454.72	15,389,595.87
	280,263,124.31	

	16,121,085.01	10,334,124.30
	4,484,589.66	5,833,496.04
	32,713,359.60	38,152,515.67
	61,323,061.72	61,323,061.72
	2,365,666.39	3,571,522.20
	60,277,087.18	53,775,860.49
	14,971,396.83	11,141,695.84
	557,158,536.16	565,494,652.36
	1,434,820,259.76	1,428,920,996.90
	254,999,944.99	219,935,256.25
	83,999,499.94	211,450,000.86
	301,638,032.48	313,648,439.92

2,854,255.32	4,259,405.49	
1,256,571.17	1,195,250.88	
3,108,297.43	174,177,321.38	
5,351,150.45	6,410,697.07	
2,372,590.20	3,153,625.59	
101,178,064.57	248,776,285.50	3
1,272,405,735.63		

3,418,861.01 14,037,857.23

3đ

	32,836,486.11	19,785,000.00
	2,861,878.76	2,464,963.85
	783,381,051.89	649,762,464.12
	13,350,000.00	33,494,866.84
	1,256,571.17	1,195,250.88
		166,977,498.61
	648,226.93	1,411,480.81
	15,531.09	303,163.57
	15,270,329.19	203,382,260.71
	798,651,381.08	853,144,724.83
	457,819,663.00	462,216,663.00
	394,043,808.57	1,510,821,714.80
		15,284,780.00
		26,928,612.04
	-29,449,669.18	-1,132,818,738.27
	822,413,802.39	851,863,471.57
	1,621,065,183.47	1,705,008,196.40

	2025	2024
	1,495,211,742.62	1,509,823,815.13
	1,495,211,742.62	1,509,823,815.13
	1,436,097,372.98	1,518,019,864.92

	1,179,237,926.15	1,207,132,161.13
	5,685,547.94	5,855,851.99
	130,521,937.08	152,993,779.94
	76,728,852.20	105,963,997.79
	21,409,843.15	26,835,914.29
	22,513,266.46	19,238,159.78
	28,842,089.96	24,553,035.10
	289,943.90	923,775.85
	3,216,058.45	6,371,777.25
“ ”	20,342,244.38	10,472,964.82
	-323,290.02	-4,073,583.09
“ - ”		
“ ”		
“ ”		851,992.56
“ - ”	-10,429,041.41	-930,407.66
“ - ”	-6,253,547.72	-289,501,385.25
“ - ”	2,154,631.36	320,891.32
“ ”	68,144,714.70	-280,610,216.75
	1,250,376.87	5,474,167.02
	55,043,266.85	125,624,559.21
“ ”	14,351,824.72	-400,760,608.94
	6,506,170.67	57,203,908.22
“ ”	7,845,654.05	-457,964,517.16
1. “ ”	7,845,654.05	-457,964,517.16

2.
“ ”

1.	4,862,905.15	-459,817,346.10
2.	2,982,748.90	1,852,828.94
	6,073,309.03	-7,590,812.94
	6,073,746.24	-7,018,248.13

1.

	14,705,435.04	16,402,156.19
	551,424.16	5,039,815.92
	10,082,443.95	4,752,900.27
	9,520,920.27	5,818,419.31
	63,527.133	



1.
2.
3.
4.
5.
6.
7.

	71,682,232.62	102,205,537.80
	73,800.85	114,127.21
		199,000.00
	71,756,033.47	102,518,665.01
	44,943,990.22	38,395,169.50
	63,500,000.00	89,123,037.80
	91,271,918.11	415,954.74
	199,715,908.33	127,934,162.04
	-127,959,874.86	-25,415,497.03
	358,781,144.96	250,908,502.90
	214,964,735.87	106,757,385.46
	573,745,880.83	357,665,888.36
	421,606,683.29	268,598,050.26
	27,259,769.46	18,128,105.99
	100,030,542.55	142,710,361.81
	548,896,995.30	429,436,518.06
	24,848,885.53	-71,770,629.70
	4,666,965.07	3,868,236.73
	26,618,857.70	-5,193,319.45
	77,525,984.96	82,719,304.41
	104,144,842.66	77,525,984.96

	211,238.56	3,531,493.77
	143,044,612.64	346,704,155.07
	180,667,615.66	590,937,562.31
	-22,821,497.92	154,615,811.17
		12,000,000.00
		20,304.96
		12,020,304.96
	889,137.60	8,530,267.88
		37,000,000.00
	37,817,661.17	
	38,706,798.77	45,530,267.88
	-38,706,798.77	-33,509,962.92
	182,100,000.00	128,050,000.00
	21,930,563.36	
	204,030,563.36	128,050,000.00
	109,712,500.00	128,155,000.00
	1,734,253.71	7,880,549.44
	34,421,000.00	112,978,538.30
	145,867,753.71	249,014,087.74
	58,162,809.65	-120,964,087.74
	-11,470.73	1,961,813.04
	-3,376,957.77	2,103,573.55
	3,408,539.73	1,304,966.18
	31,581.96	3,408,539.73

	2025													
	462,				1,52	15,2	-	0.00	26,9		-	129,	18,5	148,

	216,663.00			1,590,272.21	84,780.00	32,304,008.78		28,612.04	1,833,167,676.54	983,081.93	12,479.12	495,561.05
	462,216,663.00			1,521,590,272.21	15,284,780.00	-32,304,008.78	0.00	26,928,612.04	-1,833,167,676.54	129,983,081.93	18,512,479.12	148,495,561.05
“”	-4,397,000.00			-1,116,777,906.23	-15,284,780.00	6,073,746.24	0.00	-26,928,612.04	1,137,681,641.42	10,936,651.39	2,982,311.69	13,918,963.08
						6,073,746.24			4,862,905.15	10,936,651.39	2,982,311.69	13,918,963.08
	-4,397,000.00			-10,887,780.00	-15,284,780.00							
1	-4,397,000.00			-10,887,780.00	-15,284,780.00							
2												

3															
4															
1															
2															
3															
4															
					- 1,10 5,89 0,12 6.23				- 26,9 28,6 12.0 4		1,13 2,81 8,73 8.27				
1															
2															

3						-26,928,612.04	26,928,612.04
4							
5							
6		-1,105,890,126.23	0.00	0.00	0.00	0.00	1,105,890,126.23
1							
2							
	457,819,663.00	404,812,365.98		-26,230,262.54			-695,4-

470,609,663.00		1,575,685,936.24	53,032,120.00	-81,722,388.77	26,928,612.04	-1,373,346,330.44	565,123,372.07	20,502,863.14	585,626,235.21
470,609,663.00		1,575,685,936.24	53,032,120.00	-81,722,388.77	26,928,612.04	-1,373,346,330.44	565,123,372.07	20,502,863.14	585,626,235.21

3					- 11,9 54,8 34.1 0								- 11,9 54,8 34.1 0		- 11,9 54,8 34.1 0
4														- 3,06 4,67 1.23	- 3,06 4,67 1.23
1															
2															
3															
4															
1															
2															

	2025											
	462,216,663.00				1,510,821,714.80	15,284,780.00			26,928,612.04	-1,132,818,738.27		851,863,471.57
	462,216,663.00				1,510,821,714.80	15,284,780.00			26,928,612.04	-1,132,818,738.27		851,863,471.57
“ ”	-4,397,000.00				-1,116,777,906.23	-15,284,780.00			-26,928,612.04	1,103,369,069.09		-29,449,669.18
										-29,449,669.18		-29,449,669.18
	-4,397,000.00				-10,887,780.00	-15,284,780.00						
1	-4,397,000.00				-10,887,780.00	-15,284,780.00						

2

3	- 26,92

					,834.10							,834.10
4												
1												
2												
3												
1												
2												
3												
4												



1

“ ” 2023

15 ——

12

1

1 1 12 31

12

□

	100
	100
	100
	100
	100
	100

11

1

1

2

3

2

1

2

3

4

5

6

m

90



7

1

1 L™s ñ0 =

12 ώ

1

2

0

3

0

1

1

3 —— “ ”

1

1

12

1

1

2

1

“ ”

“ ” “ ”

“ ” “ ”

“ ”

22 ——

3

1

2

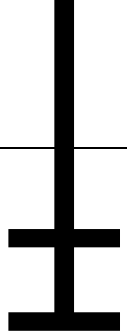

20

3

4

˘







1

2

3

2

3

3

4

1

1

1

2

2

	3-10
	5-10

3

1
2
3
4

1

1
2
3

4
5

14 ——

1 ——

в @

1

1

1

2

1

2

3

1

1

2

3

2

1

1

2

2

3

1

2

1

1

2

“ ”

2

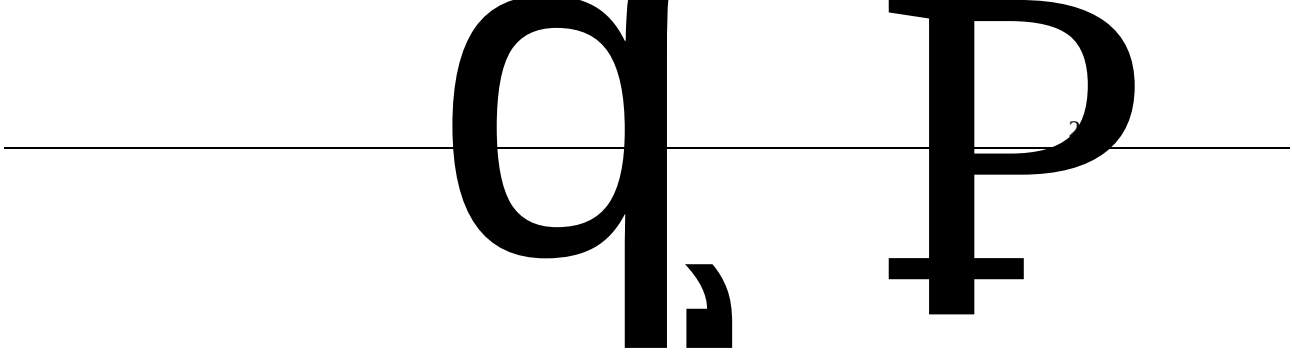

q, P

1

(1)

(2)

(3)

2

(1)

(2)

(3)

(4)

3

A

سخي Ý ď Ď

B

“



A

B

3 —— “ ”

1

18 ——

18 —

1

1

-

-

-

14

——

1

8 ——

-
-
-
-
-

-
-
-

(12

1

1
2
3

2

1
2
3
4

3

22 ——

37 ——

12 ——

1

□

□

□

1

		13% 6%
		7%
		25% 20% 15%
		3%
		2%

8.25% 16.5%

SACA Precision

2024 11 19 (:GR202444002813) 2024-2026 15%

2024 11 28 (:GR202444005108) 2024-2026 15%

2025 12 19 (:GR202544001129) 2025-2027 15%

2023 6 100 25% 20%

2023 1 1 2027 12 31 2022 13 100 300 25% 20% 2022 1 1 2027 12 31

1

	4,612.47	8,587.89
	230,962,910.79	162,133,044.13
	52,460,343.95	35,092,531.94
	283,427,867.21	197,234,163.96
	58,805,577.69	51,708,371.73

179,283,024.55

	2,460,399.10
	49,999,944.85

1

	11,158,454.72	15,389,595.87
	11,158,454.72	15,389,595.87

	11,158,454.72	100.00%			11,158,454.72	15,389,595.87	100.00%			15,389,595.87
	11,158,454.72	100.00%			11,158,454.72	15,389,595.87	100.00%			15,389,595.87

□

□

	319,196,047.46	343,532,667.36

	14,243,313.44	4.46%	12,778,786.47	89.72%	1,464,526.97	10,604,621.69	3.09%	10,164,208.94	95.85%	440,412.75
	304,952,734.02	95.54%	26,154,136.68		278,798,597.34	332,928,045.67	96.91%	23,111,494.98	6.94%	309,816,550.69
	304,952,734.02	95.54%	26,154,136.68	8.58%	278,798,597.34	332,928,045.67	96.91%	23,111,494.98	6.94%	309,816,550.69
	319,196,047.46	100.00%	38,932,923.15		280,263,124.31	343,532,667.36	100.00%	33,275,703.92	9.69%	310,256,963.44

	65,596,101.93	20.55%	2,718,467.10
	37,671,159.37	11.80%	659,245.29
	13,568,304.34	4.25%	237,445.33
	9,299,539.12	2.91%	9,299,539.12
	9,152,426.60	2.87%	457,621.33
	135,287,531.36	42.38%	13,372,318.17

CV

□

	12			
2025 1 1				

	31,827,741.64	18,966,354.14
	31,827,741.64	18,966,354.14

1

1

□

12						
ɓ						

1 1	31,250,656.23	14,181,655.90
1 2	1,314,156.90	1,833,345.42
2 3	778,162.79	2,561,347.67
3	7,835,329.79	5,977,174.27
3 4	1,979,473.28	1,936,945.27
4 5	1,750,095.53	1,879,410.54
5	4,105,760.98	2,160,818.46
	41,178,305.71	24,553,523.26

□

1			1,616,515.96	1,616,515.96	100.00%
2	987,341.09	987,341.09	980,831.76	980,831.76	100.00%
3	600,000.00	300,000.00	600,000.00	348,000.00	58.00%
4	521,075.00	521,075.00	521,075.00	521,075.00	100.00%
5	232,002.00	232,002.00	232,002.00	232,002.00	100.00%
6	193,214.00	193,214.00	193,214.00	193,214.00	100.00%
7	185,724.79	185,724.79	185,724.79	185,724.79	100.00%
8	100,000.00	100,000.00	100,000.00	100,000.00	100.00%
9	100,000.00	100,000.00	100,000.00	100,000.00	100.00%

	2,781,079.45	2,137,407.19		6,008.64	-6,769.82	4,905,708.18
	2,806,089.67	1,638,766.22				4,444,855.89
	5,587,169.12	3,776,173.41		6,008.64	-6,769.82	9,350,564.07

	6,008.64

1		15,657,233.96	1		38.02%	782,861.70
2		6,197,810.18	1		15.05%	412,154.38
3		4,810,255.16	1		11.68%	319,881.97
4		2,424,962.50	3-4	5	5.89%	2,424,962.50
5		2,252,104.67	1		5.47%	0.00
		31,342,366.47			76.11%	3,939,860.55

1

1	13,087,587.46	88.11%	9,499,624.07	64.63%
1 2	132,179.80	0.89%	845,637.72	5.75%
2 3	33,889.71	0.23%	3,066,286.53	20.86%
3	1,600,130.18	10.77%	1,286,941.23	8.76%
	14,853,787.15		14,698,489.55	

1

1	2,058,560.00	13.86
2	1,078,166.20	7.26
3	520,681.72	3.51
4	439,075.03	2.96
5	429,866.59	2.89

1

1

	12,423,759.65	493,724.91	11,930,034.74	17,706,425.33	689,293.19	17,017,132.14
	4,906,605.96		4,906,605.96	5,565,384.43		5,565,384.43
	148,403,757.36	13,514,099.48	134,889,657.88	165,408,451.75	19,069,106.54	146,339,345.21
	5,912,131.37		5,912,131.37	7,841,741.00		7,841,741.00
	25,680,373.23	444,551.39	25,235,821.84	26,130,946.52	1,121,020.20	25,009,926.32
	2,807,264.64		2,807,264.64	3,220,441.04		3,220,441.04

178,204.67	178,204.67	248,619.82		248,61:

	12	( )	( )	
2025 1 1				

□

1

1

	12	( )	( )	
2025 1 1				

□

1

	500,000.00	500,000.00						
	500,000.00	500,000.00						

1

1

	12	( )	( )	
2025 1 1				

1

	2,951,669.93				-68,996.67	0.00					2,882,673.26	
	248,747.32			0.00	-250,516.08	1,768.76						
	157,179.81			200,000.00	42,731.13	89.06						

	-9,868.49		500,000.00	0.00	-46,508.40	0.00					443,623.11	
	3,347,728.57		500,000.00	200,000.00	-323,290.02	1,857.82					3,326,296.37	
	3,347,728.57		500,000.00	200,000.00	-323,290.02	1,857.82					3,326,296.37	

□

□

1

:	10,147,200.00	10,147,200.00
	10,147,200.00	10,147,200.00

1

□

1.	20,455,196.38			20,455,196.38
2.				
1				
2 \ \				
3				
3.				

1

2

4.

1

	333,087,146.42	349,124,159.59
	333,087,146.42	349,124,159.59

1

1.	207,324,337.85	434,579,755.49	12,839,786.38	18,408,052.21	158,221,127.74	831,373,059.67
2.	666,149.18	27,480,046.23	687,851.18	323,426.55	21,298,724.05	50,456,197.19
1	133,487.38	15,390,356.46	698,262.59	299,894.30	5,846,911.69	22,368,912.42
2						

1.	80,929,873.99	255,464,864.32	11,232,265.85	15,260,163.05	116,417,360.58	479,304,527.79
2.	9,975,033.34	37,500,755.16	474,046.95	723,696.52	14,890,144.82	63,563,676.79
1	9,975,033.34	37,493,218.75	470,018.78	696,683.47	14,863,111.94	63,498,066.28
2		7,536.41	4,028.17	27,013.05	27,032.88	65,610.51
3.		2,776,801.48	196,809.39	973,984.53	11,959,840.32	15,907,435.72
1		2,549,881.15	80,711.58	743,707.67	12,064,048.65	15,438,349.05
2				104,208.33	-104,208.33	
4		226,920.33	116,097. 36			

	16,850,000.00	228,316.85	15,543,771.21	13,522,391.66	2,249,696.40	93.40%	0.934
MES	2,641,150.44	1,320,575.22	967,256.64		2,287,831.86	86.62%	0.8662

□

□

□

1

1.	6,364,438.73	6,364,438.73
2.	494,991.03	494,991.03
1	494,991.03	494,991.03
3.	45,050.75	45,050.75
1	45,050.75	45,050.75
4.	6,814,379.01	6,814,379.01

□

1

1.	40,074,480 ₹

2.						
1						
3.					345,492.70	345,492.70
1						
2					345,492.70	345,492.70
4.					15,215,533.09	15,215,533.09
1.	27,043,562.39	316,154.99		4,173,788.17	1,179,854.05	32,713,359.60
2.	27,903,510.44	423,922.01		3,031,138.76	6,793,944.46	38,152,515.67

0.00%

□

□

1

Donati	4,645,336.36					4,645,336.36
	1,010,528,905.25					1,010,528,905.25
	1,015,174,241.61					1,015,174,241.61

	953,851,179.89					953,851,179.89
	953,851,179.89					953,851,179.89

	24,962,358.85	22,191,450.44
	607,349,626.33	627,961,909.98
	3,108,297.43	7,199,822.77
	4,783,242.72	4,836,440.63
	640,203,525.33	662,189,623.82

2025		18,056,515.87
2026	86,672,711.10	83,391,447.17
2027	199,587,197.61	250,309,136.55
2028	134,493,014.64	164,863,125.44
2029	130,875,948.19	111,341,684.95
2030	55,720,754.79	
	2 ˚ ⁞ ɣ ʔ/ʎ	

179,283,024.55	179,283,024.55	88,492,943.13	88,492,943.13
20,455,196.38	17,841,646.98	20,455,196.38	18,243,287.94



	83,999,499.94	211,450,000.86
	83,999,499.94	211,450,000.86

1

	251,449,076.20	273,970,957.55
	5,522,641.61	4,217,072.07
	42,140,111.64	33,260,543.71
	2,513,089.88	2,199,564.14
	13,113.15	302.45
	301,638,032.48	313,648,439.92

1

1	7,191,374.08	
2	1,985,718.95	
3	1,350,958.00	
4	1,200,000.00	
	11,728,051.03	

□

41.

1

	28,921,883.32	24,360,088.01
	-2,151,140.20	-1,366,066.73
	26,770,743.12	22,994,021.28

1

1

	18,529,481.88	202,784,919.64	203,583,324.36	17,731,077.16
-	1,926,149.26	14,754,734.52	14,383,763.57	2,297,120.21

		571,629.23	571,629.23	
		49,047.10	49,047.10	
4		1,654,737.84	1,654,737.84	
5	20,000.00	152,002.80	152,002.80	20,000.00
	18,529,481.88	202,784,919.64	203,583,324.36	17,731,077.16

1	148,599.78	13,710,322.05	13,732,305.09	126,616.74
2	12,652.42	638,884.68	651,458.48	78.62
3	1,764,897.06	405,527.79		2,170,424.85
	1,926,149.26	14,754,734.52		

	45,185,559.00	66,687,206.59
	1,716,008.94	1,559,030.30
	46,901,567.94	68,246,236.89

	2,945,202.10	3,404,537.38
	2,151,140.20	1,366,066.73
	7,205,700.75	9,025,253.93
	12,302,043.05	13,795,858.04

1

	70,200,000.00	53,215,000.00
	61,071,600.00	62,075,000.00
		8,200,000.00
		2,627,206.59
	149,159.00	149,985.09
	-45,185,559.00	-66,687,206.59
	86,235,200.00	59,579,985.09

1

	——												——



	1,256,571.17	1,195,250.88

Ã N ê ˆ ¨A€ €ÑÔ ˆ 6q€ T“"‡“ …

1

ũ

	6,410,697.07	810,534.51	1,870,081.13	5,351,150.45	
	6,410,697.07	810,534.51	1,870,081.13	5,351,150.45	

,

	2,628.38	2,628.38		
2015	14,999.72	5,000.04	9,999.68	
2016	0Đ €	0Đ €		
	13,154.60	13,154.60		
2015				> Cſ ×
	10,383.18	10,383.18		
2016	43,578.71		43,578.71	
2015				0Đ €
	60,707.04	17,987.16	42,719.88	
	70,499.72	47,000.04	23,499.68	
2016				
	240,750.20	53,499.96	187,250.24	
2016				
	64,170.00	33,480.00	30,690.00	
2016				
	69,639.17	64,2- Ğ		

04

2018	54,105.65	15,835.80	38,269.85
	59,483.71	9,999.96	49,483.75
2019	51,093.58	10,608.00	40,485.58
2016	116,666.98	99,999.96	16,667.02
2017	133,333.59	39,999.96	93,333.63
2018	368,817.86		



1

32,304,008.78	5,173,074.95	- 900,234.08	6,073,746.24	-437.21	- 26,230,262.54

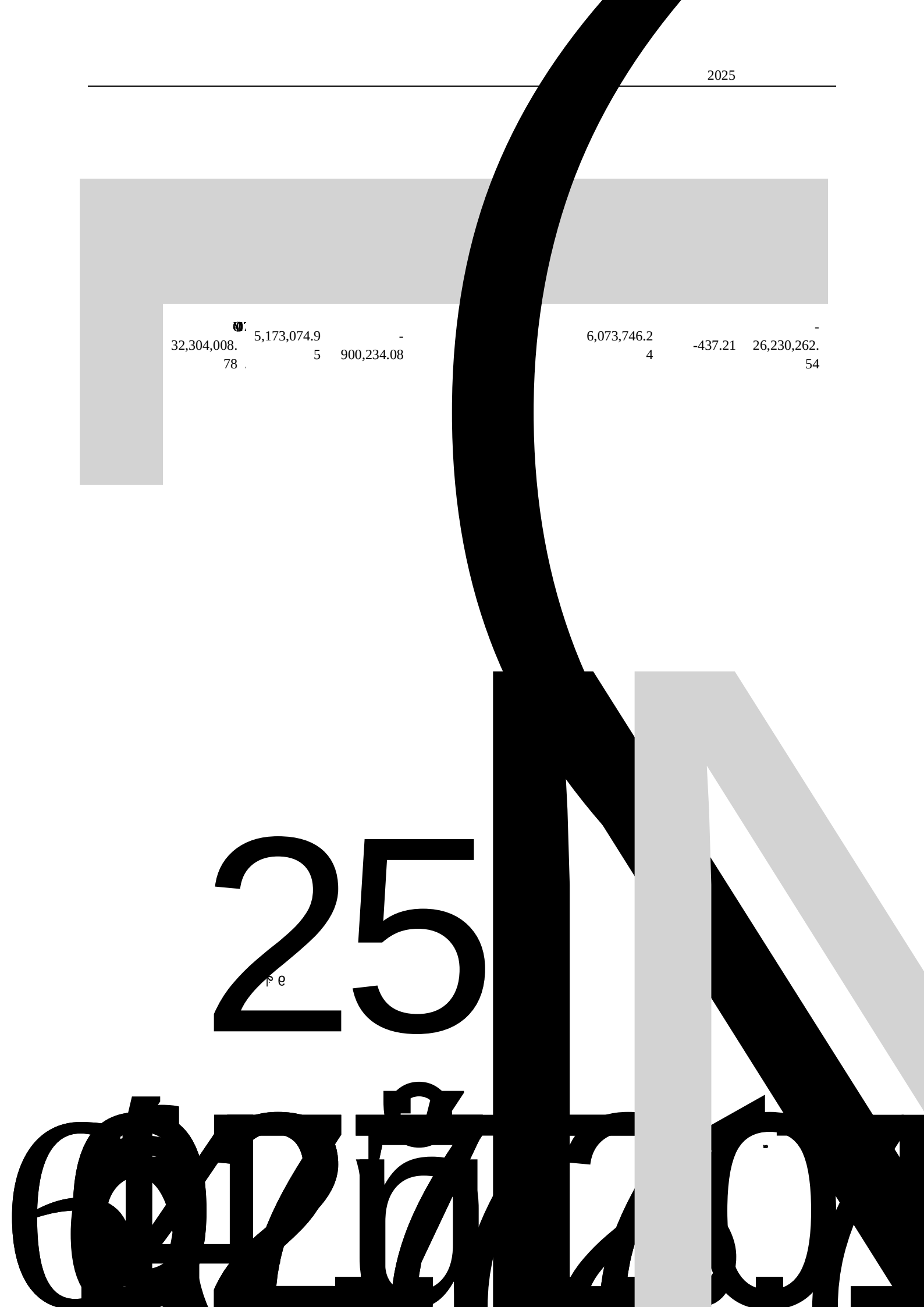

	-1,833,163,676.54	-1,373,346,330.44
	-1,833,163,676.54	-1,373,346,330.44
	4,862,905.15	-459,817,346.10
	-1,132,818,738.27	
	-695,482,033.12	-1,833,163,676.54

1

2

3

4

5

1

	1,466,631,719.28	1,156,597,191.80	1,487,047,073.04	1,188,761,920.16
	28,580,023.34	22,640,734.35	22,776,742.09	18,370,240.97
	1,495,211,742.62	1,179,237,926.15	1,509,823,815.13	1,207,132,161.13

□

0.00

	1,590,341.97	1,717,491.86
	691,136.86	761,542.06
	1,823,689.55	1,859,152.09
	170,772.07	176,389.23
	660.00	
	756,147.55	692,848.93
	460,757.90	507,694.70
		121.28
	192,042.04	140,611.84
	5,685,547.94	5,855,851.99

	37,898,809.54	59,124,429.79
	10,561,868.86	12,182,075.20
	12,211,251.50	19,506,191.99
	6,373,639.55	6,822,072.31
	586,192.68	450,874.18
	270,000.00	270,000.00
	1,721,233.81	3,855,945.01
		-8,984,530.45
	1,117,456.18	3,379,188.70
	203,753.37	1,148,230.40
	146,399.58	2,503,736.10
	103,420.74	321,162.43
	5,534,826.39	5,384,622.13
	76,728,852.20	105,963,997.79

	32,223,640.35	38,914,325.04
	720,003.51	880,441.73
	4,033,786.33	3,312,060.82

174,700.68	406,574.45
4,478,201.10	4,572,698.73
1,997,121.30	2,293,727.36
603,721.29	1,010,629.15

1,870,

	-323,290.02	-4,073,583.09
	19,667,806.43	146,974.20
	923,927.12	14,319,537.94
	73,800.85	80,035.77
	20,342,244.38	10,472,964.82

1

	-6,652,868.00	-523,518.01
	-3,776,173.41	-406,889.65
	-10,429,041.41	-930,407.66

	-6,065,895.50	-14,602,132.61
	-187,652.22	-1,020,470.82
		-273,878,781.82
	-6,253,547.72	-289,501,385.25

	2,154,631.36	292,511.93
		28,379.39

“ 57 ”

1

	2,156,511.83	1,326,463.71
	206,050.19	923,775.85
	442,806.41	182,164.45
	41,220,338.59	61,887,725.41
	460,066.83	
	44,485,773.85	64,320,129.42

		36,740.19
	3,060,659.92	5,638,661.84
	107,860,379.68	86,284,373.27
	32,687,510.25	66,477,955.62
	143,608,549.85	158,437,730.92

	91,249,648.25	
	22,269.86	415,954.74
	91,271,918.11	415,954.74

	31,214,735.87	
	33,750,000.00	105,201,448.93
		1,555,936.53
	150,000,000.00	
	214,964,735.87	106,757,385.46

	2,420,380.00	6,709,510.72
	45,646,869.14	101,350,978.11
	0.00	29,909,413.30
	50,000,000.00	
	1,963,293.41	1,657,819.68
	0.00	3,082,640.00
	100,030,542.55	142,710,361.81

□

	219,935,256.25	298,861,144.96	119,195,374.55	322,491,883.78	60,499,946.99	254,999,944.99
	64,060,000.00		51,277,756.84	68,436,188.90		46,901,567.94
	63,839,390.58	81,670,000.00	5,122,448.61	14,951,674.70	49,444,964.49	86,235,200.00
	4,186,236.89		740,098.34	404,263.11	1,667,816.80	2,854,255.32
	1,195,250.88		61,320.29			1,256,571.17
-	0.00	150,000,000.00	8,032,034.70	57,745,350.73		100,286,683.97
	353,216,134.60	530,531,144.96	184,429,033.33	464,029,361.22	111,612,728.28	492,534,223.39

1

1		
	7,845,654.05	-457,964,517.16
	6,253,547.72	289,501,385.25
	63,899,707.24	68,144,365.80
	1,825,965.99	1,468,396.84
	8,108,548.77	12,834,984.60
	1,842,466.87	5,398,794.32
“ ”	-2,154,631.36	-320,891.32
“ ”	1,192,083.94	1,289,819.58
“ ”		-851,992.56
“ ”	28,842,089.96	17,947,188.74
“ ”	-20,342,244.38	-10,472,964.82
“ ”	-6,378,909.56	50,043,867.66
“ ”	-781,035.39	275,303.16
“ ”	14,588,985.90	65,953,161.56
“ ”	49,231,516.92	-16,873,655.25
“ ”	-39,339,906.12	-50,407,108.34
	10,429,041.41	112,158,432.49
	125,062,881.96	88,124,570.55
2		
3		
	104,144,842.66	77,525,984.96

“ ”

1

1

	1,524,307.55	7.0288	10,714,052.91
	5,821,692.64	8.2355	47,944,549.74
	8,910.46	0.90322	8,048.11
	68,601,033.57	0.0448	3,073,326.30
	26,516.12	9.4346	250,168.99
	67,938.33	5.1142	347,450.21
	14,101,282.92	7.0288	99,115,097.40
	1,802,352.95	8.2355	14,843,277.72
	55,607,684.62	0.0448	2,491,224.27
	6,470.56	9.4346	61,047.15
	43,785.25	5.1142	223,926.53
	3.71	4.6892	17.40
	47.47	0.7617	36.16
	801.73	0.1631	130.76
	5,822,213.94	0.0881	512,937.05
		——	
	167,791.68	8.2355	1,381,848.38
	51,523,280.00	0.0448	2,308,242.94
	892,500.00	0.0881	78,629.25
	6,489.06	5.1142	33,186.35
		——	
	998,815.00	8.2355	8,225,740.93
		——	
	516,351.77	7.0288	3,629,333.32
	617,422.70	8.2355	5,084,784.65
	55,110.19	0.90322	49,776.63
	21,991.63	0.0448	985.23
	2,343.25	9.4346	22,107.63
	11,811.89	5.1142	60,408.37
		——	
	493,546.18	8.2355	4,064,599.56
	10,770,266.24	7.0288	75,702,047.35
	20,373.33	0.90322	18,401.60
	3,048,468.00	0.0448	136,571.37
	2,729.13	5.1142	13,957.32

□

SacaPrecisionTechnologyS.r.l.			
DonatiS.r.l.			
Profound Century Limited			
Spectrum Power Company Limited	Ďmp		
Sunvalley (HK) Technology Limited	Ďmp		
Paris Rhone (HK) Technology Limited	Ďmp		
MMฆฆInternational Inc.	mp		
ATI INC.	mp		
Sunvalley Japan Co.,Ltd			
EURO-TECH Distribution	mp		
SIG GmbH	mp		

¡ ắ m " ắ 0 F א r ắ m "

	7,252.6	39 2.65	
	1,050,907.91	1,050,907.91	
	1,619,226.62	215,594.44	1,403,632.18
	1,211,730.65	1,211,730.65	
	1,358,213.88	1,358,213.88	
.D0ϟ	42,488.31	42,488.31	
1.5	104,385.65	104,385.65	
	1,366,056.93	1,366,056.93	
	264,028.01	264,028.01	
V8	1,244,573.67	379,664.64	864,909.03
	253,407.08	181,925.24	7

□

1

□

□

2025

		100
ZBT International Trading GmbH	186,390.00	99.75
	10,000.00	99.75
NOURISH STAR(HK)LIMITED		99.75
SACA Precision(HK)Limited		

30,000,000.00	100%	
5,000,000.00		

CELLECTIONS CORP.	1,266.86					99.75%	
Euro tech Distribution	185,981.88					77.59%	
VAVA INTERNATIONAL INC. US	2,096,850.00					99.75%	
	10,000,000.00					99.51%	
	2,000,000.00					99.75%	
	10,000,000.00					99.96%	
	81,803.00					100.00%	
Paris Rhone HK Technology Limited	0.86					99.75%	
FUT	278,180.00					99.75%	
ATI INC.	3,685,600.00					99.75%	
SIG GmbH	195,727.50					99.75%	
TII INC.	9,728.10					99.75%	
	10,000,000.00					69.83%	



□

□

	2,108,200.63	3,105,278.68

	1,870,081.13		1,870,081.13
	15,500.00		15,500.00
	12,045.00		12,045.00
	21,169.76		21,169.76
	49,917.78		49,917.78
	2,000.00		2,000.00
	31,200.00		31,200.00
	14,765.63		14,765.63
	50,000.00		50,000.00
	34,351.33		34,351.33
	7,170.00		7,170.00

1

يه



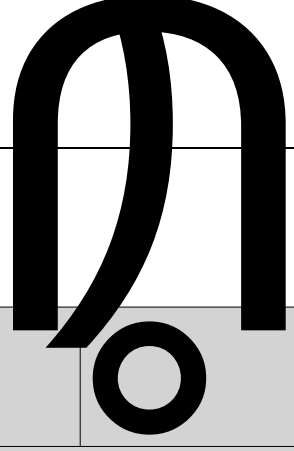

202

+9

		10,147,200.00		10,147,200.00
		10,147,200.00	37,984,903.04	48,132,103.04
	--	--	--	--

“ ”

1

22.33%

“ ” 10.51%

100%

150,377,223 131,600,000 20,598,988

2,049,500 99.85%

1

3

LIMITED LIABILITY COMPANY REXMEO S"

			4,566.93

/

/	/	/	/	/	/	/

/

/

/	/	/	/	/	/	/

/

	2,500,000.00	2024 12 27	2025 04 25	

	2,333,514.55	3,969,088.65

1

		3,407,715.54	681,543.11	3,926,257.71	392,625.77
	LIMITED LIABILITY COMPANY REXMEO			450,042.95	22,502.15
		4,060,915.40	71,066.02	1,440,983.20	20,894.26
			1	**1**	**1**
				46,778.87	4,449.54
	LIMITED LIABILITY COMPANY REXMEO			58,994.25	2,949.71
				1 1	

	Sunvalley E-commerce (HK) Limited				
1			2023 03	32758	11,003.17
2	Sunvalley E-commerce (HK) Limited		2024	6829	11,324.71
3		Sunvalley E-			

1

10

1

1

1

1

	37,269,249.49	6,373,323.61	17.10%
	35,164,127.86		
	72,433,377.35	6,373,323.61	

□

	5,521,494.15	851,829.46				6,373,323.61
	9,581,112.69	1,056,556.50				10,637,669.19
	15,102,606.84	1,908,385.96				17,010,992.80

1	22,520,953.75		22,520,953.75	26.99%	



1

	1,319,665.95	1,281,609.78
	685,670.39	923,521.56
	92,210.49	185,291.30
	27,718,371.47	10,044,157.74
		558,390.24
	29,815,918.30	12,992,970.62

1 1	25,508,764.17	10,007,135.25
1 2	1,585,318.76	578,369.47
2 3	578,369.47	276,771.00
3	2,143,465.90	2,130,694.90
3 4	192,771.00	556,748.00
4 5	376,748.00	60,961.50
5	1,573,946.90	1,512,985.40
	29,815,918.30	12,992,970.62

	753,077.00	2.53%	753,077.00	100.00%		753,077.00	5.79%	753,077.00	100.00%	
	29,062,841.30	97.47%	1,310,652.27	4.51%	27,752,189.03	12,239,893.62	94.21%	1,043,027.84	8.52%	11,196,865.78

	1,917,667.48	6.43%	1,310,652.27	68.35%	607,015.21	1,911,101.00	14.71%	1,043,027.84	54.58%	868,073.16
	26,701,173.82	89.55%			26,701,173.82	9,620,792.62	74.05%			9,620,792.62
	444,000.00	1.49%			444,000.00	708,000.00	5.45%			708,000.00
	29,815,918.30	100.00%	2,063,729.27	6.92%	27,752,189.03	12,992,970.62	100.00%	1,796,104.84	13.82%	11,196,865.78

753,077.00

1	521,075.00	521,075.00	521,075.00	521,075.00	100.00%	
2	232,002.00	232,002.00	232,002.00	232,002.00	100.00%	
	753,077.00	753,077.00	753,077.00	753,077.00		

1,310,652.27

	1,917,667.48	1,310,652.27	68.35%
	26,701,173.82		
	444,000.00		
	29,062,841.30	1,310,652.27	

	12	( )	( )	
2025 1 1		1,043,027.84	753,077.00	1,796,104.84
2025 1 1				
		273,633.07		273,633.07
		6,008.64		6,008.64
2025 12 31		1,310,652.27	753,077.00	2,063,729.27

□

	753,077.00					753,077.00
	1,043,027.84	273,633.07		6,008.64		1,310,652.27
	1,796,104.84	273,633.07		6,008.64		2,063,729.27

	6,008.64

1		20,509,865.27	1 1	68.79%	
2		3,061,914.82	1 1 1 2	10.27%	
3		2,500,000.00	1 1	8.38%	
4		521,075.00	5	1.75%	521,075.00
5		480,000.00	2 3	1.61%	286,560.00

		27,072,855.09		90.80%	807,635.00

	2,187,010,380.23	953,851,179.89	1,233,159,200.34	2,187,010,380.23	953,851,179.89	1,233,159,200.34
	2,187,010,380.23	953,851,179.89	1,233,159,200.34	2,187,010,380.23	953,851,179.89	1,233,159,200.34

1

	315,383,040.00						315,383,040.00	
Saca Precision Technology S.r.l.	23,978,352.00						23,978,352.00	
	849,297,808.34	953,851,179.89					849,297,808.34	953,851,179.89
	5,000,000.00						5,000,000.00	
	10,000,000.00						10,000,000.00	
	9,500,000.0						9,500,000.0	

1 ——

□

/ /